



PROCORE® 648s

WALK AERATOR



**LEGENDARY PERFORMANCE.
SUPERIOR HOLE QUALITY.**



PROCORE® 648s FEATURES

The new gold standard of greens aeration

The ProCore 648s builds on the tremendous legacy of the ProCore 648 by incorporating enhanced innovative features while preserving the time-tested design elements that are trusted the world over. Revised controls improve ergonomics and allow single-handed operation. Hole spacing and true tine depth are now set and saved in the InfoCenter.™ The on-board controller continuously monitors key operating parameters to improve after-aeration turf condition and allows the operator to easily target coring head drop and raise. A tighter turning radius with reduced wheel scrubbing and the ability to easily increase speed during turns increases productivity. Proven reliability, improved performance and exciting innovation—that's what makes the ProCore 648s the new superior choice.



INTUITIVE AND ERGONOMIC CONTROLS

The redesigned operator console puts all primary controls at the operator's fingertips. Depth and hole spacing are set and saved in the proven InfoCenter.



PROVEN DESIGN

The revolutionary RotaLink™ coring head design and TrueCore™ ground-following system provide smooth operation, superior hole quality, and consistent depth.



DELAYED MODE

Improve start of pass performance and easily target coring head drop and raise.



SINGLE-HAND OPERATION

Comfortable one-handed operation from either side of the machine while walking in the direction of travel.



LOW LIGHT OPERATION

The optional LED light kit provides full illumination around the entire machine to view terrain and align aeration passes.



EASY STORAGE

The floating handle can be raised and locked in a vertical position, providing a reduced storage footprint.



POWERFUL

A Kohler® gas engine provides ample power in all operating conditions.




SURE-FOOTED TRACTION

The proven hydrostatic 3WD is now electronically-controlled, maintaining consistent hole spacing up or down hill and providing a tighter turning radius with reduced wheel push and scrub.

PROCORE® 648s ACCESSORIES

In addition to the new and exclusive LED light kit for the ProCore 648s, all current accessories for the ProCore 648 are fully compatible with ProCore 648s.



LED LIGHT KIT

Five powerful LED lights provide 360 degree illumination. Lights are strategically mounted around the machine for optimum effect.



WINDROW KIT

Steel deflectors direct cores into neat, narrow rows for easy collection and removal.




TINE HOLDERS

All eight of the existing tine head options mount on the 648s and allow customization of hole spacing to fit your agronomic needs.



REAR ROLLER/TURF GUARDS

Turf guards are available to match all tine mount configurations. The rear roller provides an immediate smoothing benefit.



WHEEL SCRAPER KIT

Effectively prevents sand, soil and other debris from accumulating on the rear tires.



WEIGHT KIT


Up to two additional 28.6 kg (60 lb) weights can be added to ensure maximum penetration in hard soil conditions.

Delayed Mode makes it easy to aerate precisely where you need to.

Operating in Delayed Mode unlocks the full potential of the exciting technology on the ProCore 648s, including easily viewing and targeting coring head drop and raise and improving drop performance. When utilizing Immediate Mode, the machine operates as the original ProCore 648 does.



1 Set selector switch to Delayed Mode



2 Use front tire as indicator of where to engage aeration



3 Coring head drops where aeration engaged



» TORO® TITAN® TINES PROVIDE QUALITY RESULTS

- Titan Tines last up to 24% longer than the next leading competitors. Brazed joints and a special tungsten carbide blend allow for maximum durability.
- Over 150 tines available, providing multiple aeration choices for the changing seasons and your most demanding turf conditions.



Visit toro.com or call your local distributor for a full list of available accessories and attachments.

PROCORE® AERATORS

Productive and smooth aeration, just like the ProCore 648s, except in a larger width.

The same ground-breaking technology that allowed the ProCore 648 to revolutionize greens aeration is available for large-area applications. The precision-balanced coring heads run smoothly, even in the raised position with the PTO engaged. This will save you valuable time in turn-arounds and avoiding ground obstacles. The ProCore 864 and 1298 deliver exceptional aeration and productivity in an easy to use, robust design.



TRANSPRO® 648 TRAILER

The next addition to Toro's legendary ProCore line of products is here.

The Toro TransPro 648 allows for the secure and efficient transport of the Toro ProCore 648s and 648 models around your property. Unique design elements allow for quick loading and unloading and easy securing and release of the aerator. The front latch secures both ProCore models to the trailer with no need for additional securing straps. Raised rigid edges keep the front wheel aligned and the rear wheels in intended position. Large flotation tires minimize ground pressure and absorb small bumps for a smooth ride.



SPECIFICATIONS*

PROCORE® 648S	
ENGINE	Kohler, 2-cylinder, air-cooled, gas engine. Dry, large capacity, replaceable element air filter. External spin-on oil filter, 1.9-liter (2-quart).
FUEL CAPACITY	28.4 liter (7.5 gallons), gasoline.
CORING WIDTH	121.9 cm (48")
ELECTRICAL	12-volt, 15 amp regulated charging alternator/generator. BCI Group No.: U1 battery, 300 cold cranking amps @ 0°F. Micro-processor logic control.
DRIVETRAIN/TRACTOR PTO	Series-Parallel, closed loop, hydrostatic drive. 3WD, except 2WD while traveling in forward direction in aeration mode with coring head raised. Electronically controlled variable displacement piston type pump. High-torque, low-speed wheel motor drive.
GROUND SPEED	Transport Forward: 0–7.2 km/h (0–4.5 mph), variable Transport Reverse: 0–3.2 km/h (0–2.0 mph), variable Aeration Forward: 0–4.0 km/h (0–2.5 mph), variable Aeration Reverse: 0–3.2 km/h (0–2.0 mph), variable
BRAKES	Dynamic braking through hydrostatic transmission. Parking brake actuated when steering handle is raised into storage position.
HYDRAULIC SYSTEM	Remote spin-on filter. 13.2 liter (3.0 gallon) capacity, Toro PX Extended Life hydraulic fluid.
TIRES	20 x 10-10, 2-ply rated, smooth tread, tubeless, inflated to 12 psi, de-mountable rims.
INSTRUMENTATION/CONTROLS	InfoCenter, tachometer. Redundant operator presence bails, aeration start/stop bails and traction speed thumb wheels on handle. Tine length calibration, tine depth and forward hole spacing set and saved in InfoCenter. Bump stop, delayed or immediate drop switch, cruise control on/set/off switch, aerate or transport switch and optional LED light kit switch located on operator console. Ignition, tachometer on side console. Throttle and choke on engine.
DIMENSIONS	Height: Head Raised 114.3 cm (45") Length: Handle Down 293.1 cm (116.3") Width: 127.3 cm (50.12") Wheelbase: 113 cm (44.5")
WEIGHT	744.7 kg (1,642 lbs)
WARRANTY	Two-year or 500 hour limited warranty. Refer to the Operator's Manual for further details.

PROCORE TRACTOR AERATORS		
MODEL	PROCORE 864	PROCORE 1298
POWER/TRACTOR SIZE	30 hp @ PTO minimum 35 hp @ PTO recommended 540 rpm Tractor PTO	40 hp @ PTO minimum 50 hp @ PTO recommended 540 rpm Tractor PTO
CORING WIDTH	162.5 cm (64")	248.9 cm (98")
DIMENSIONS	Height: 98 cm (38.5") Length: 89 cm (35") Width: 170 cm (67")	Height: 98 cm (38.5") Length: 89 cm (35") Width: 256.5 cm (101")
WEIGHT	714 kg (1,575 lbs)	1,043 kg (2,300 lbs)
WARRANTY	Two-year or 500-hour limited warranty. Refer to the Operator's Manual for further details.	

* Specifications and design subject to change without notice. Products depicted in this literature are for demonstration purposes only. Actual products offered for sale may vary in use, design, required attachments and safety features. See distributor for details on all warranties.



WHEN WE SAY **COUNT ON IT**, WE MEAN IT

Every product that carries the Toro brand is backed by over 100 years of history, innovation and timeless dependability. We never stop investing in research and development to give our customers the latest features. That's why Toro is one of the best-known, most trusted brands in the business. We also stand behind our products with a global network of knowledgeable dealers for parts and service support. **Real People. Real Support.**

Smart Features. Proven Dependability.



Count on it.

toro.com
Worldwide Headquarters
The Toro Company
8111 Lyndale Ave. So.
Bloomington, MN 55420 U.S.A.
Phone: (1) 952 888 8801
Fax: (1) 952 887 8258

©2023 The Toro Company.
All Rights Reserved.

23-521-master

Products depicted in this literature are for demonstration purposes only. Actual products offered for sale may vary in use, design, required attachments and safety features. We reserve the right to improve our products and make changes in specifications, design and standard equipment without notice and without incurring obligation. See your distributor for details on all our warranties.



facebook.com/ToroCompany
twitter.com/TheToroCompany
youtube.com/ToroCompanyEurope